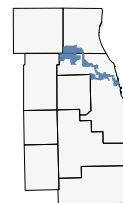
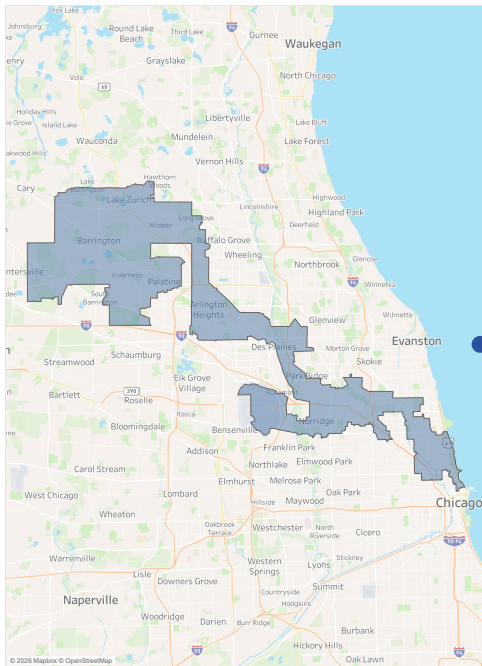


BY THE NUMBERS

5TH CONG. DISTRICT



REP. MIKE QUIGLEY



STUDENTS ENROLLED LAST YEAR	5,761
UIUC: 3,005	UIC: 2,661
UIS: 95	
FALL FRESHMEN (2025)	980
Applications: 4,471	Admitted: 2,901 (65%)
STUDENTS GRADUATED LAST YEAR	1,410
UIUC: 752	UIC: 631
UIS: 27	
ALUMNI IN DISTRICT	50,159
EMPLOYEES IN DISTRICT	2,913
VENDORS IN DISTRICT IN LAST 5 YEARS	1,632
Amount spent on vendor goods/services: \$217.6M	
CLIENTS SERVED BY SPECIALIZED CARE FOR CHILDREN	546
CLINIC/HOSPITAL PATIENTS	5,670
EXTENSION CONTACTS	2,774

OUR SYSTEM-WIDE IMPACT

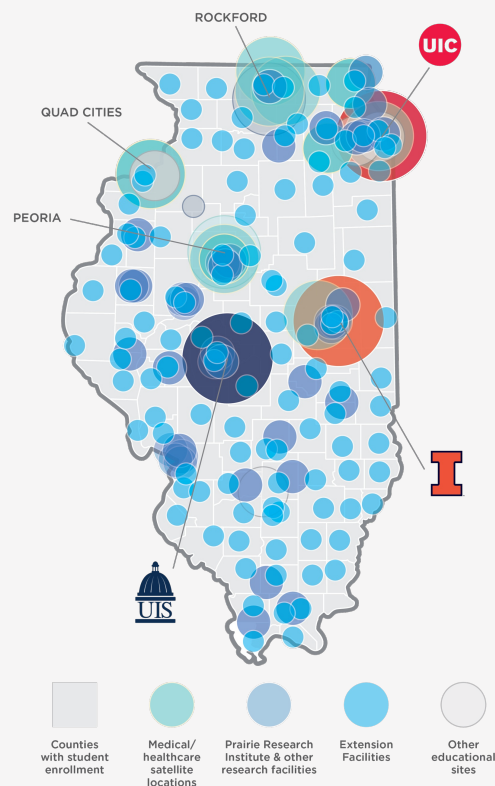
101,081
TOTAL STUDENTS

65,169
UNDERGRADUATES

ILLINOIS RESIDENTS **79%**

33% UNDERREPRESENTED MINORITIES

EDUCATION	
DEGREES AWARDED ANNUALLY	28,000
STEM DEGREES AWARDED ANNUALLY	14,600
DEGREE PROGRAMS	700
ALUMNI WORLDWIDE	890K
RESEARCH & ECONOMIC DEVELOPMENT	
FEDERAL/STATE/PRIVATE FUNDING	\$1.4B
TECHNOLOGY DISCLOSURES	413
PATENTS ISSUED	91
ACTIVE STARTUPS	118
LICENSED & OPTIONED TECHNOLOGIES	90
PUBLIC SERVICE	
FIRE SERVICE INSTITUTE ENROLLMENTS	36,149
POLICE TRAINING INSTITUTE ENROLLMENTS	967
UNIVERSITY OUTREACH CONTACTS	3,216
EXTENSION CONTACTS	802,465
4-H PARTICIPANTS	261,012
PRAIRIE RESEARCH INSTITUTE ROI	6:1



QUESTIONS? CONTACT THE FEDERAL RELATIONS TEAM:

Paul Weinberger (paulw3@uillinois.edu) | Melissa Haas (mshaas@uillinois.edu)

UNIVERSITY OF ILLINOIS SYSTEM

OFFICE OF GOVERNMENTAL RELATIONS

NOTE: Summary statistics current as of spring 2026